

Bluetouch sensor

Ref: 41.004 bluetouch tactile switch without pilot light


Ref: 41.005 bluetouch tactile switch with pilot light

Features:

A small switch with a touch dimmer function for inserting inside our led profiles. The cover is placed on top of the switch (this does not require any type of manipulation of the profile). It can be switched on and off and the led intensity can be regulated from 0% to 100%.

We recommend a layer of insulating tape on the lower part of the switch when mounting in the profile to avoid malfunctioning.

This product is only recommended for indoor use and only 1 switch can be used in the same luminaire.



Technical characteristics

Technical data

Power	48W (12V) - 96W (24V)
Voltage	12V - 24V
Exit	1 channel
Amps	4A
Degree of protection	IP20

Services

Apt for	Indoor
Fixing	Adhesive tape
On-Off	Yes (0% - 100%)
Regulation	45 seconds approx.

Temperatures and operating conditions

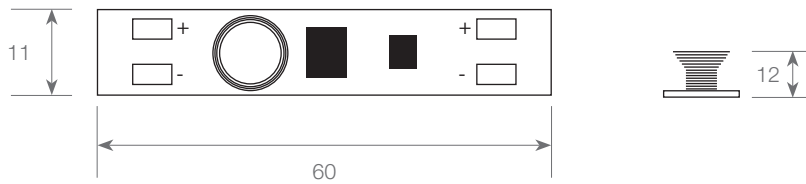
Working temperature	-20°C / +45°C
---------------------	---------------



Attention

1. The product should be installed by professionals.
2. Before switching on the power, please ensure that all wiring is correct, so as not to cause damage to the devices.
3. In the case of failure, please do not attempt to manipulate without the help of a specialised technician.

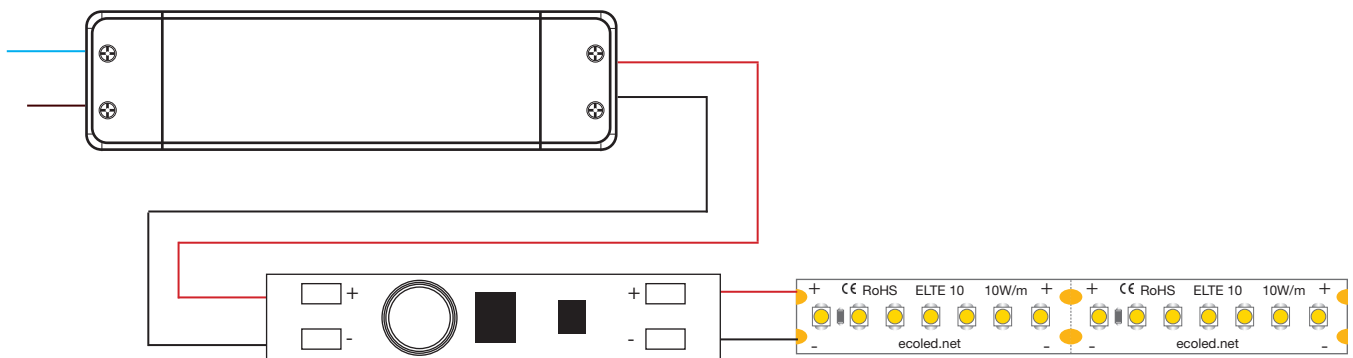
Movement sensor



Dimensions and weight

Length	60mm	Height	6mm
Width	11mm		

Connection diagram



Example

