

Connector kit for waterproof strips

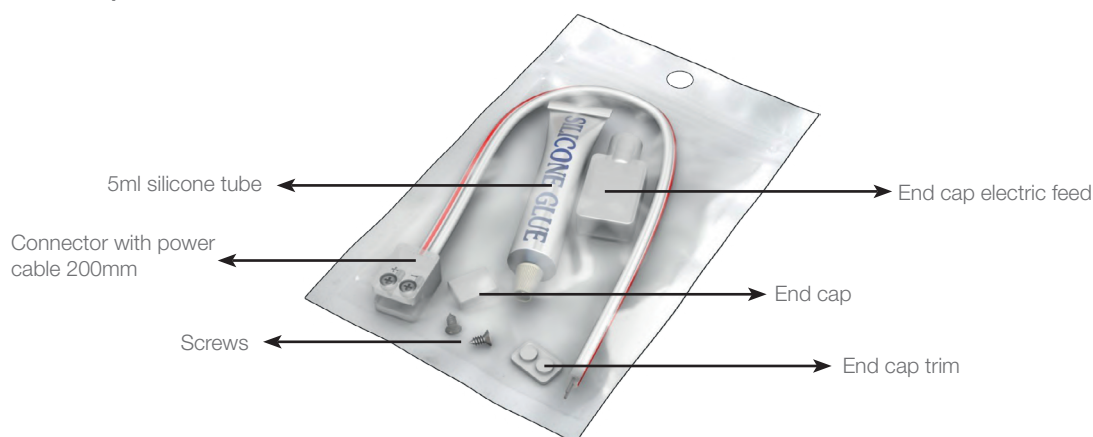
Ref: 42.004

Features:

- Watertight power supply connection kit for seamless watertight flexible strip.
- Package include:
 - ✓ 1ud - Connector with power cable 200mm
 - ✓ 1ud - End cap
 - ✓ 1ud - End cap electric feed
 - ✓ 2ud - Screws
 - ✓ 1ud - End cap trim
 - ✓ 1ud - 5ml silicone tube
- Compatible with ecoled led strips Infinity and Ghsot profile.

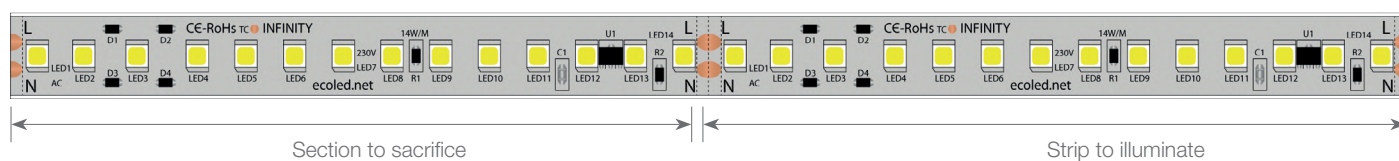


Componentes del pack

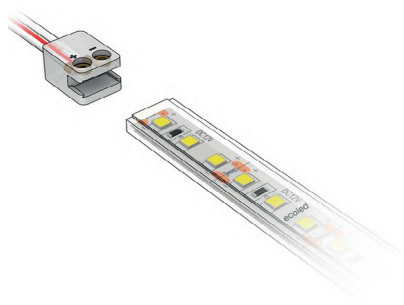


Assembly instructions

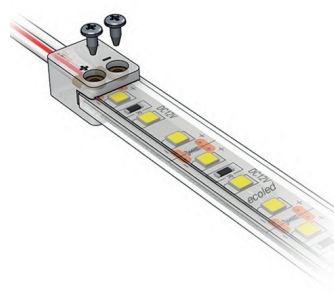
1. Cut on the line to the left side of the piece which we are to use (never cut on the middle line). This means doing away with the previous 10cm piece. If we don't cut in this manner and we cut along the middle line, when we fix the connector, the screws would not be aligned in the centre of the pads and this could then mean a short circuit, causing the strip to burn out.



2. We place the strip inside the connector




3. We tighten the screws on the connector.



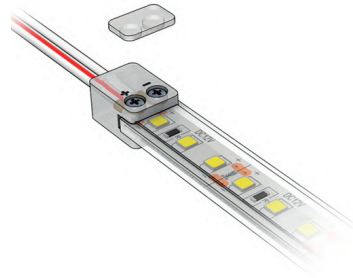
Connector kit for waterproof strips

Assembly instructions

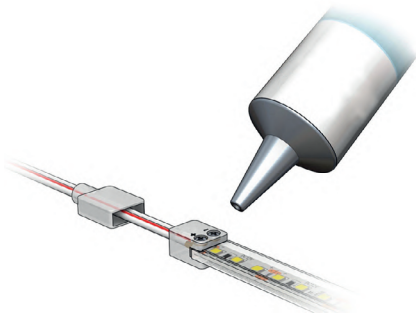
4. We apply silicone on top of the screws.



5. We put the plastic trim on top of the screws.



6. We apply silicone to cover the connector and then we attach the electric feed end cap.



7. We apply silicone to the end of the strip and we fix the end cap.

