

**SENSOR**

**SENSORS AND SWITCHES**

Ref: 41.014

12V - 24V

Pseudo sensor which is recommended for use in wardrobes and drawers and works at 12V-24V. Working range (ON-OFF) 4-15cms.

This product is only recommended for indoor use and only 1 sensor can be used in the same installation. It is suitable for recessing and surfaces. The "cell" detecting cable must not be cut as this could cause failure.

**WARNING:** the installation of the sensor with the led strip must be carried out without connecting to the power supply (the line must be disconnected from 230V) as this could shut off and cause malfunctioning.

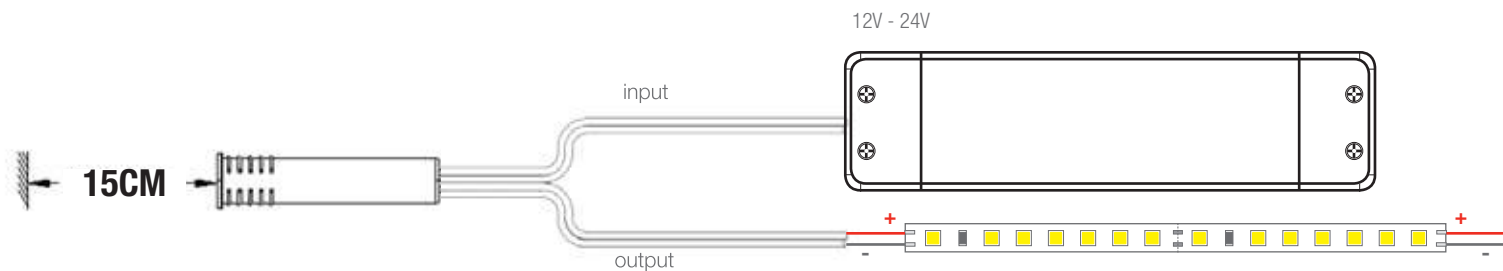
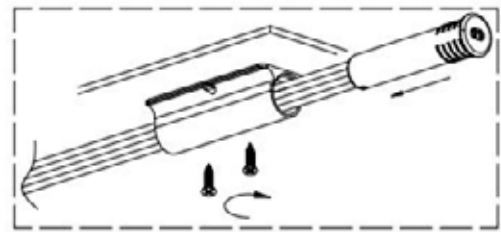
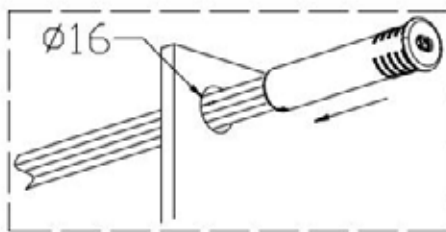


<b>W</b> 36	<b>W</b> 72	<b>12V</b>	<b>24V</b>	
power	power	voltage	voltage	IP20



Power (W)	36W (12V)
Power (W)	72W (24V)
Channels (output)	1
Amps	3A
Measurements	63x28x17mm
On-Off	4-15cm
Working temperature	-20°C / +45°C
Weight	30g
Waterproofing	IP20
Packaging	1 unit
Guarantee	2 years

Aprobado por:



**BARCELONA**  
C/ Carles Buigues, 13  
08420 Canovelles  
Info@luznegra.net  
Tel: +34 938 402 598

**MADRID**  
C/ Minas, 35-37  
28923 Alcorcón  
centro@luznegra.net  
Tel: +34 916 416 081

**PARIS**  
113 Avenue Joffre  
77450 Esbly  
france@luznegra.net  
Tel: +33 (0) 160 426 585