


# Screw connector

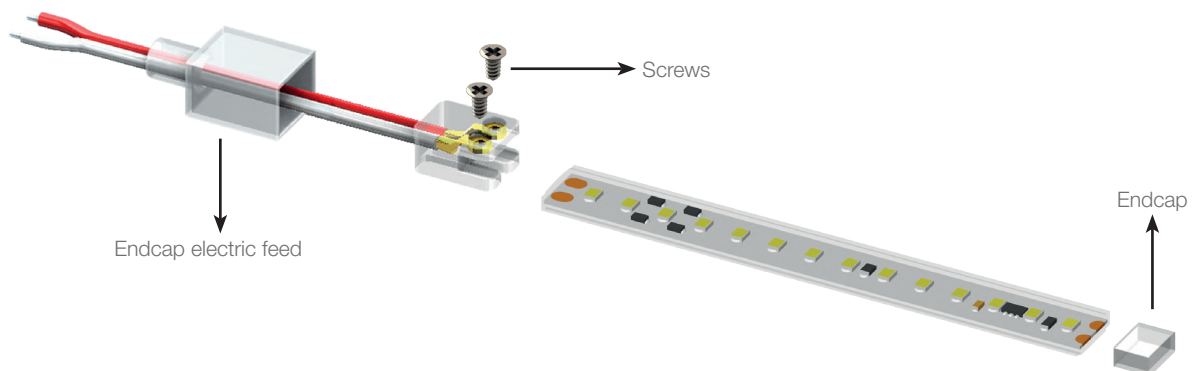
Ref: 42.007

## Features:

- Watertight connection kit for flexible led strips to power supply.
- Package includes:
  - ✓ 1 x screw connector
  - ✓ 1 x endcap
  - ✓ 1 x endcap for electric feed
  - ✓ 2 x screws
- Use clear silicone 22.140 (not included).
- Compatible with ecoled led strips Infinity, Ghost profiles, Rubi PRO, Ibiza, COB IP67, Vizcaya, Canovelles.

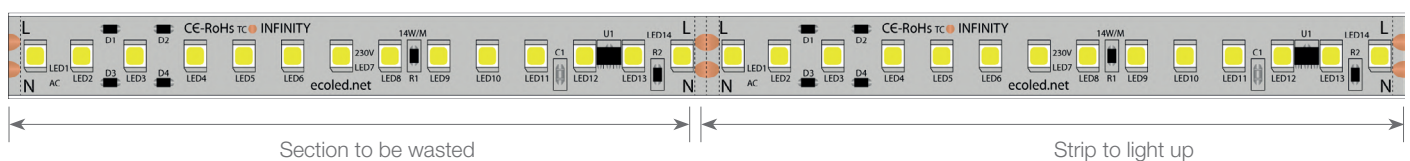


## Contents of pack

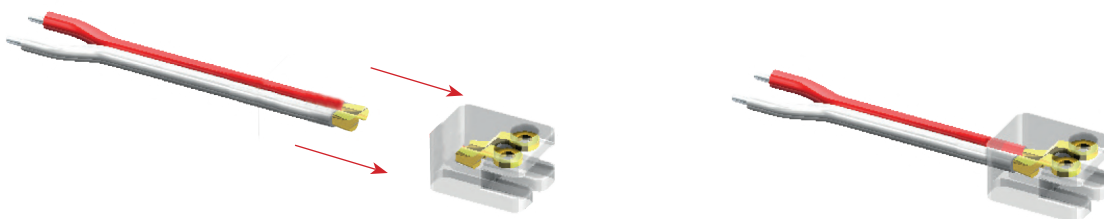


## Assembly instructions

1. Cut on the line to the left side of the piece which we are to use (never cut on the middle line). This means doing away with the previous 10cm piece. If we don't cut in this manner and we cut along the middle line, when we fix the connector, the screws would not be aligned in the centre of the pads and this could then mean a short circuit, causing the strip to burn out.



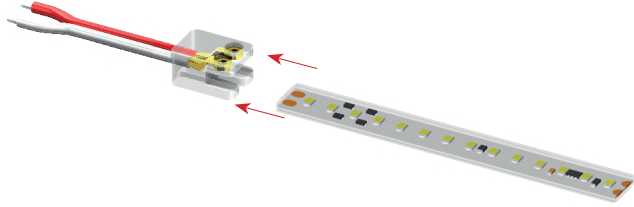
2. Insert the power cables into the connector.



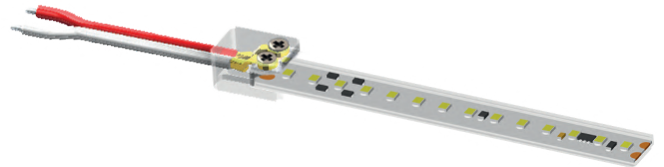

# Screw connector

## Assembly instructions

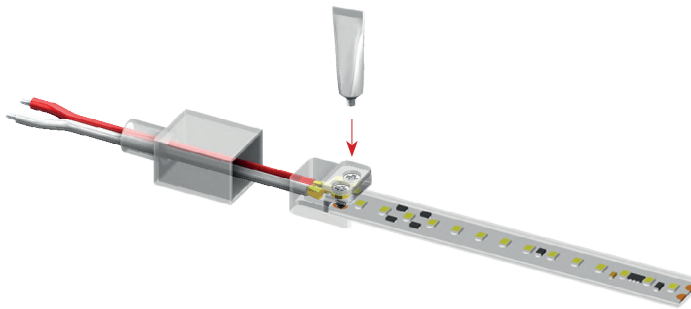
3. Insert the led strip into the connector.



4. Once the led strip is in place, we fix the screws so that the strip is well attached.



5. Once the screws are well fixed to the connector, we will cover it with the electric feed end cap. Once it is in place, we will fill the endcap with transparent silicone ref: 22.140 to completely seal it.



6. Once the silicone on the feed cap has dried, we will do the same procedure with the final endcap.

