





Infinity COB flexible led strips

Features:

- COB design.
- Built-in bridge rectifier.
- Provides a continuous and uniform light effect.
- Wide beam angle, softer light.
- Degree of protection: IP65.
- Easy mounting due to its adhesive tape.
- Led profile is recommended for increased heat dissipation.



Reference	Colour temp.	Lumens/m	Lumens/W	Energy efficiency
34.040	6000K	1368	98.09	
34.041	4000K	1287	91.91	
34.042	2700K	1099	78.92	

Technical characteristics

Technical data

Power (x metre)	14W/m
Voltage	230V
Degree of protection	IP65

Led information

Type of led	COB
Number of leds per metre	560
Number of leds per section	56

Temperatures and operating conditions

Working tempetarure ^{*1}	-40°C / +50°C
Storage temperature	-40°C / +80°C

Photometric data

Ra	82
Opening angle	180°

Services

Dimmable	Yes ^{*2}
Self-adhesive	3m tape
Apt for	Indoor / Outdoor

^{*2} Adjustable with appropriate controllers.


Useful lifespan

Estimated lifespan	30.000h ^{*3}
Daily recommended use	12h

^{*3} Depending on the dissipation of the profile, the daily working hours and the external environmental working temperature.



Infinity COB flexible led strips



Dimensions and weight

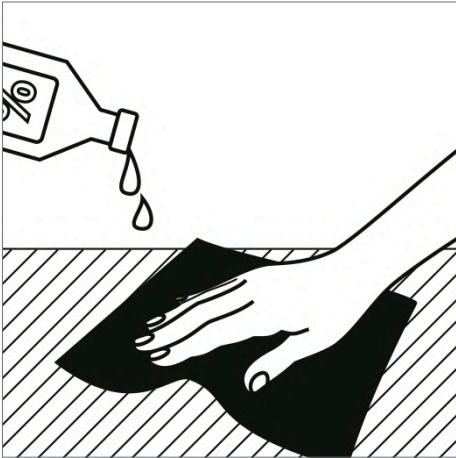
Length	5000mm	Height	4.3mm
Total width	10mm	Cutting section length	100mm
PCB width	8mm	Cable length	250mm
Cable section	2x0.5mm ²		

Connection

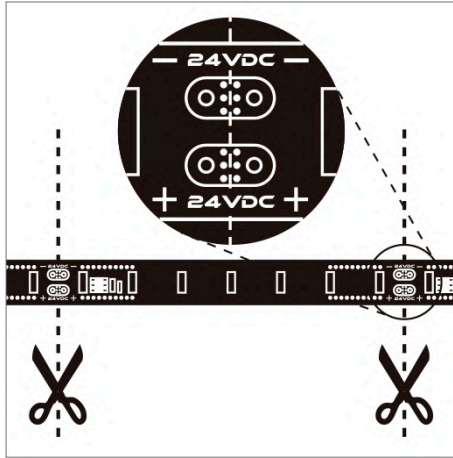
Maximum connection in open circuit	50m	Maximum connection in closed circuit	-
------------------------------------	-----	--------------------------------------	---

Infinity COB flexible led strips


Assembly instructions



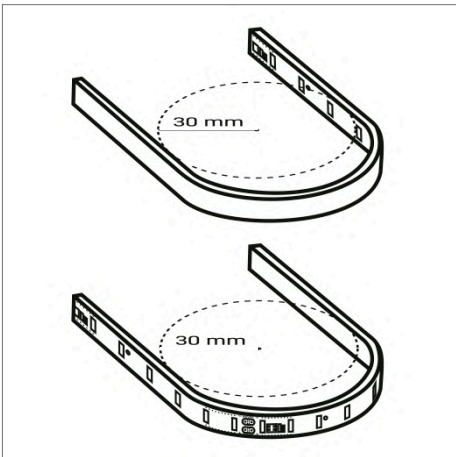
1. Clean the installation surface from dirt and grease.




2. Cut only along the lines indicated on the PCB.



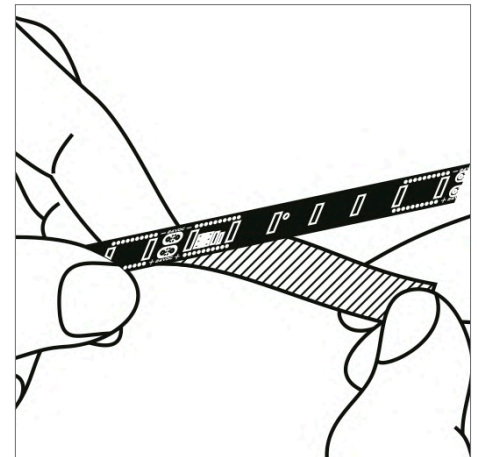
3. Polarity (+/-) must be respected. The soldering temperature must not exceed 360°.



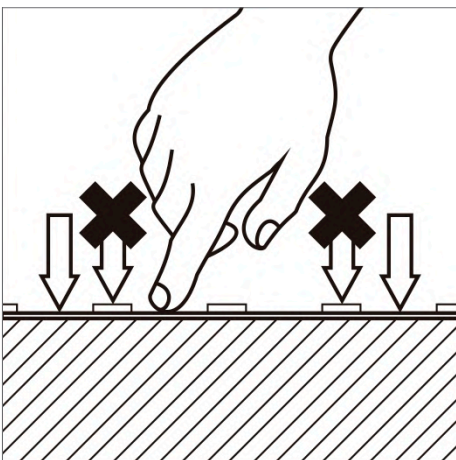
4. The bending diameter of the flexible strips must not be more than 30mm.



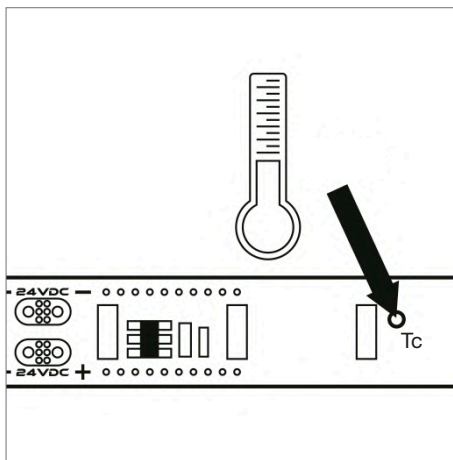
5. Flexible strips must not be twisted or bent at sharp angles.



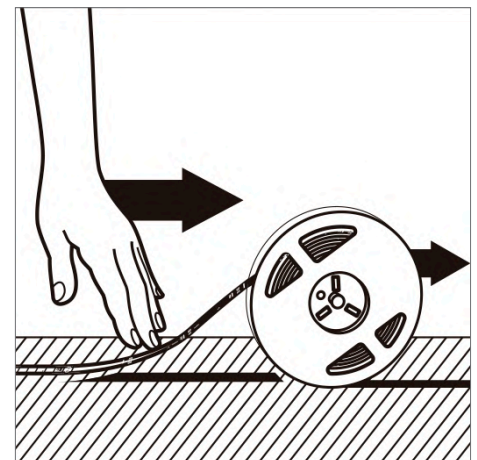
6. Fix by removing the back tape protector.



7. When applying the strip, press between the leds and not on the surface of the led.



8. The use of an aluminium profile is recommended for heat dissipation. The temperature should not exceed the recommended values in the data sheet*¹.



9. Only handle the flexible strip when off unwind and place gradually.