

Connectors for waterproof strips

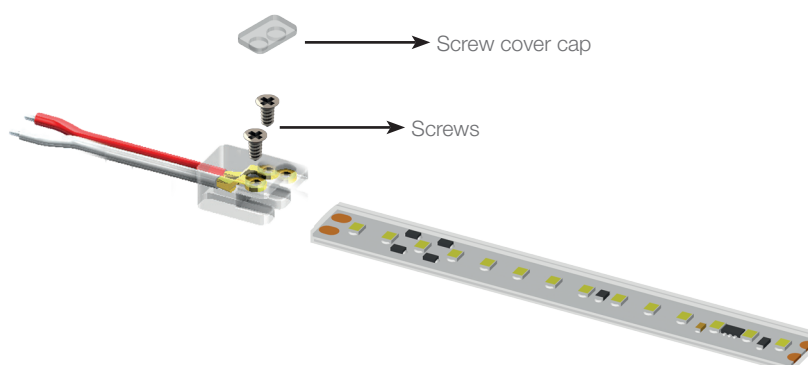
Ref: 42.005

Features:

- Watertight connection kit for flexible led strips to power supply.
- Package includes:
 - ✓ 1 x connector with power cable 1000mm
 - ✓ 1 x screw cover cap
 - ✓ 2 x screws
- Use clear silicone 22.140 (not included).
- Compatible with ecoled led strips Infinity, Ghost profiles, Rubi PRO, Ibiza, COB IP67, Vizcaya, Canovelles.

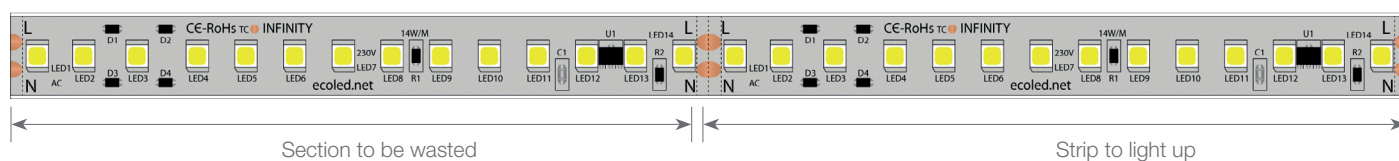


Contents of pack

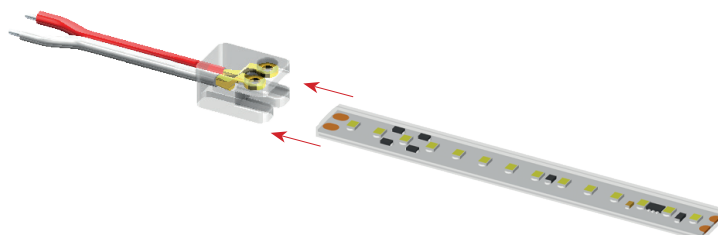


Assembly instructions

1. Cut on the line to the left side of the piece which we are to use (never cut on the middle line). This means doing away with the previous 10cm piece. If we don't cut in this manner and we cut along the middle line, when we fix the connector, the screws would not be aligned in the centre of the pads and this could then mean a short circuit, causing the strip to burn out.




2. Insert the led strip into the connector.



Connectors for waterproof strips

Assembly instructions

4. Once the led strip is in place, we screw the screws so that the strip is well fixed.



5. Once the screws are securely fastened to the connector, we will put the screw cover on the connector and secure it in place.

