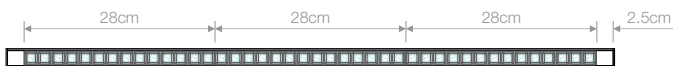


Referencia / Code		Largo / Length	Potencia / Power	Tª Color / Colour T.	Ángulo / Angle	Acabado / Finish	RAL
ON/OFF	DALI						
82.401	82.501	89 cm	14W	3000K	30°	Blanco / White	9003
82.402	82.502	89 cm	14W	4000K	30°	Blanco / White	
82.403	82.503	89 cm	14W	3000K	65°	Blanco / White	
82.404	82.504	89 cm	14W	4000K	65°	Blanco / White	
82.405	82.505	89 cm	14W	3000K	30°	Negro / Black	9005
82.406	82.506	89 cm	14W	4000K	30°	Negro / Black	
82.407	82.507	89 cm	14W	3000K	65°	Negro / Black	
82.408	82.508	89 cm	14W	4000K	65°	Negro / Black	



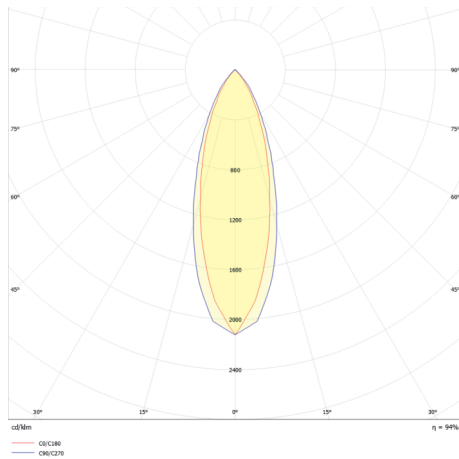
Referencia / Code		Largo / Length	Potencia / Power	Tª Color / Colour T.	Ángulo / Angle	Acabado / Finish	RAL
ON/OFF	DALI						
82.409	82.509	89 cm	21W	3000K	30°	Blanco / White	9003
82.410	82.510	89 cm	21W	4000K	30°	Blanco / White	
82.411	82.511	89 cm	21W	3000K	65°	Blanco / White	
82.412	82.512	89 cm	21W	4000K	65°	Blanco / White	
82.413	82.513	89 cm	21W	3000K	30°	Negro / Black	9005
82.414	82.514	89 cm	21W	4000K	30°	Negro / Black	
82.415	82.515	89 cm	21W	3000K	65°	Negro / Black	
82.416	82.516	89 cm	21W	4000K	65°	Negro / Black	

CARACTERÍSTICAS TÉCNICAS / TECHNICAL DATA

Potencia luminaria / Luminaire power	17.4 W / 26.1 W
Flujo luminaria / Luminaire luminous flux	1536 lm / 2304 lm (3000 K, 65°) 1619 lm / 2429 lm (4000 K, 65°)
Eficiencia lumínica / Luminous efficiency	93 lm / W
Eficiencia energética / Energetic efficiency	F
CCT	3000 K / 4000 K
CRI	> 90
UGR (4H/8H)	< 16
Dimensiones / Dimensions	89 x 2.8 x 2.5 cm

Potencia fuente de luz / Light source power	14 W / 21 W
Flujo fuente de luz / Light source luminous flux	2100 lm / 3150 lm (3000 K) 2190 lm / 3285 lm (4000 K)
Control / Control	ON/OFF - DALI
Corriente / Current	350 mA
Alimentación eléctrica / Electrical feed	220...240V, 50/60Hz
Temperatura trabajo / Operating temperature	-20°C ~ 30°C
Vida útil / Lifespan	50.000 h (L80/B10)

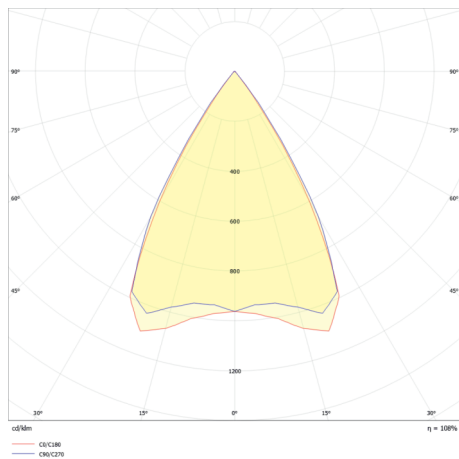
DATOS FOTOMÉTRICOS / PHOTOMETRIC DATA



Reflector negro / Black reflector
30°
4000K

TABLA UGR / UGR TABLE

glare rating regarding UGR												
p ceiling	70	70	50	50	30	70	70	50	50	30		
p walls	50	30	50	30	30	50	30	50	30	30		
p floor	20	20	20	20	20	20	20	20	20	20		
room size	X	Y	viewed crosswise					viewed endwise				
2H	2H		12.5	13.2	12.7	13.4	13.6	14.3	15.0	14.6	15.2	15.4
2H	3H		12.4	13.0	12.6	13.2	13.5	14.2	14.8	14.5	15.0	15.3
2H	4H		12.3	12.9	12.6	13.1	13.4	14.1	14.7	14.4	14.9	15.2
2H	6H		12.2	12.8	12.5	13.0	13.3	14.0	14.6	14.4	14.8	15.1
2H	8H		12.2	12.7	12.5	13.0	13.3	14.0	14.5	14.3	14.8	15.1
2H	12H		12.1	12.6	12.5	12.9	13.2	14.0	14.4	14.3	14.7	15.1
4H	2H		12.3	12.9	12.6	13.1	13.4	14.1	14.7	14.4	14.9	15.2
4H	3H		12.2	12.6	12.5	12.9	13.3	14.0	14.4	14.3	14.7	15.1
4H	4H		12.1	12.5	12.5	12.8	13.2	13.9	14.3	14.3	14.6	15.0
4H	6H		12.0	12.4	12.4	12.7	13.1	13.8	14.2	14.2	14.5	14.9
4H	8H		12.0	12.3	12.4	12.7	13.1	13.8	14.1	14.2	14.5	14.9
4H	12H		11.9	12.2	12.4	12.6	13.0	13.7	14.0	14.2	14.4	14.8
8H	4H		12.0	12.3	12.4	12.7	13.1	13.8	14.1	14.2	14.5	14.9
8H	6H		11.9	12.1	12.3	12.5	13.0	13.7	13.9	14.1	14.3	14.8
8H	8H		11.8	12.0	12.3	12.5	12.9	13.6	13.8	14.1	14.3	14.7
8H	12H		11.8	11.9	12.3	12.4	12.9	13.6	13.7	14.1	14.2	14.7
12H	4H		11.9	12.2	12.4	12.6	13.0	13.7	14.0	14.2	14.4	14.8
12H	6H		11.8	12.0	12.3	12.5	12.9	13.6	13.8	14.1	14.3	14.7
12H	8H		11.8	11.9	12.3	12.4	12.9	13.6	13.7	14.1	14.2	14.7
variation of observer position for luminaire distances S												
S = 1.0H						+4.3 / -14.9						
S = 1.5H						+6.9 / -20.8						
S = 2.0H						+8.9 / -25.6						
standard table						BK00	BK00					
correction summand						-6.4	-4.6					
corrected glare indices based on the total luminous flux UGR diagram according to CIE 117 with SHR 0.25												



Reflector negro / Black reflector
65°
4000K

TABLA UGR / UGR TABLE

glare rating regarding UGR												
p ceiling	70	70	50	50	30	70	70	50	50	30		
p walls	50	30	50	30	30	50	30	50	30	30		
p floor	20	20	20	20	20	20	20	20	20	20		
room size	X	Y	viewed crosswise					viewed endwise				
2H	2H		15.4	16.1	15.7	16.2	16.4	16.2	16.8	16.4	17.0	17.2
2H	3H		15.3	15.9	15.6	16.1	16.3	16.0	16.6	16.3	16.8	17.1
2H	4H		15.2	15.8	15.5	16.0	16.3	16.0	16.5	16.3	16.8	17.0
2H	6H		15.1	15.6	15.5	15.9	16.2	15.9	16.4	16.2	16.7	16.9
2H	8H		15.1	15.6	15.4	15.9	16.2	15.8	16.3	16.2	16.6	16.9
2H	12H		15.1	15.5	15.4	15.8	16.1	15.8	16.3	16.2	16.6	16.9
4H	2H		15.2	15.8	15.5	16.0	16.3	16.0	16.5	16.3	16.8	17.0
4H	3H		15.1	15.5	15.4	15.8	16.1	15.8	16.3	16.2	16.6	16.9
4H	4H		15.0	15.4	15.4	15.7	16.1	15.7	16.1	16.1	16.5	16.8
4H	6H		14.9	15.2	15.3	15.6	16.0	15.7	16.0	16.1	16.3	16.7
4H	8H		14.9	15.2	15.3	15.5	15.9	15.6	15.9	16.0	16.3	16.7
4H	12H		14.8	15.1	15.3	15.5	15.9	15.6	15.8	16.0	16.2	16.6
8H	4H		14.9	15.2	15.3	15.5	15.9	15.6	15.9	16.0	16.3	16.7
8H	6H		14.8	15.0	15.2	15.4	15.9	15.5	15.7	16.0	16.2	16.6
8H	8H		14.7	14.9	15.2	15.4	15.8	15.5	15.7	16.0	16.1	16.6
8H	12H		14.7	14.8	15.2	15.3	15.8	15.4	15.6	15.9	16.0	16.5
12H	4H		14.8	15.1	15.3	15.5	15.9	15.6	15.8	16.0	16.2	16.6
12H	6H		14.7	14.9	15.2	15.4	15.8	15.5	15.7	16.0	16.1	16.6
12H	8H		14.7	14.8	15.2	15.3	15.8	15.4	15.6	15.9	16.0	16.5
variation of observer position for luminaire distances S												
S = 1.0H						+5.4 / -21.6						
S = 1.5H						+8.2 / -29.6						
S = 2.0H						+10.2 / -33.5						
standard table						BK00	BK00					
correction summand						-3.3	-2.6					
corrected glare indices based on the total luminous flux UGR diagram according to CIE 117 with SHR 0.25												